

georgian glass

GEORGIAN

GLASS

Georgian

Georgian effect sealed units are available in a range of widths, colours and profiles:

- 18mm and 25mm in all ranges (except Gold Deco)
- White, Brown, Light Oak and Woodgrain (also on white).
- Profiles: Two types available, **System 1** and **System 2**.

System 1:

This popular design is made using contoured aluminium. The profile is joined with an 'Anti-rattle' centre key as standard. The 'Anti-rattle' key has a centre nipple which acts as a buffer to absorb any vibration which may occur inside the unit. This is especially suitable for doors or larger windows where the glass areas are at their largest. A wider range of colour options is available within this system (shown right).

18mm white 'Anti-rattle' will be supplied as standard unless requested otherwise.

System 2:

System 2 is made using solid rectangular aluminium joined at the centre using fixing pins for a rigid construction.

18mm white will be supplied as standard unless requested otherwise.

Gold deco – An alternative all gold style that's available in 6mm tube

Georgian styles, due to their attractive designs and construction make up, are particularly suited for inclusion within conservatory side panels.

Arch and Sun Burst designs are made-up from **System 2** profile (supplied in 18mm white standard unless requested otherwise).

Interbar

Attractive 'Cottage Style' window options can be achieved by using Interbar profiles.

Solid 'box' shaped aluminium is used to construct the 'grids.' These are then securely joined using the centre key method, (no Anti-rattle). The appearance of the profile closely matches the outer spacer frame. The 'Cottage Style' effect is completed once the fabricator securely applies the desired surface finish.

Interbars are available in a range of two widths and two colour options:

- 11.5mm x 18mm and 9.5mm x 18mm
- Silver and White
- Profile: Anodised aluminium

11.5mm x 18mm silver anodised is supplied as standard unless requested otherwise. Note: available in square 'grids' only.

All sealed double glazed units comply with BS EN 1279 part 2 (air filled) and part 3 (argon filled) and all Toughened Glass to BS6206. All come with a standard 5 year warranty.

Kitemark licences : KM07011: Sealed Units

KM07077: Toughened Glass

FM80764: BS EN ISO 9001: 2000

Quality Systems

System 1 – 'Anti-rattle'



System 2



White

Brown



Light
Oak

Dark
Woodgrain

Gold Deco



Interbar



Silver
11.5 x 18mm



White
11.5 x 18mm



Silver
9.5 x 18mm



White
9.5 x 18mm



GEORGIAN

GLASS

CET GLASS PROCESSORS (HOLDINGS) LIMITED

Lodge Way · Lodge Farm Industrial Estate · Northampton NN5 7US · Tel: 01604 596000 · Fax: 01604 596035
email: sales@cetglass.com · visit us on the web: www.cetglass.com

georgian glass

GEORGIAN

GLASS

Georgian Style Windows

An attractive and comprehensive range of quality manufactured sealed double glazed Georgian window units are available from the CET portfolio. These include: Georgian styles, Gothic Arches, Sun Bursts through to 'Cottage Style' designs, all of which enhance the appearance of windows, doors and conservatories. Wherever they are used they add value. The Georgian style range is available in two broad designs; **Georgian and Interbar.**

All Georgian and Interbar sealed units are made to suit customers' requirements and are precision assembled in-house by our own skilled work force. The actual Georgian pattern is carefully drawn and laid out to ensure the perfect match with adjacent windows.


The high quality finish of our designs is achieved by using high grade aluminium, giving a solid and rigid construction. The assembled 'grids' are then securely fixed at the edges and centre and sit inside each sealed unit.

Georgian effect

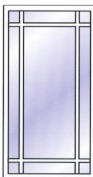


The photograph above illustrates our **System 1 18mm white Georgian with 'Anti-rattle' centre, supplied as standard.** Other colours and size options are available (see over for details).


Some of the more popular Georgian Designs



CET G1



CET G2




CET G3



CET G4




CET G5



CET G6



CET G7



CET G8



CET G9



GEORGIAN

GLASS