


# coloured stained glass & bevelled designs

Add value, elegance and  
authenticity to windows,  
doors and conservatories.



COLOURED & BEVELLED

GLASS



### Coloured Stained Glass & Bevel Designs

A wide range of elegant and stylish Stained Glass and Bevel designs are available from the CET portfolio, which are suitable for any home, old or new.

Designs available from CET are an investment in their own right, adding value, elegance and authenticity to windows, doors and conservatories.

Our versatile portfolio of historic and modern designs are further enhanced with rich vibrant colour variations and design options such as bevels - ideal for exploiting the beauty of natural light.


This brochure offers just a brief glimpse of what's on offer and illustrates the more popular designs from our extensive archive. CET also offer a bespoke service for clients who are looking for exclusivity.

Our designs are only restricted by your own imagination. To find out more talk to one of our friendly team who can advise you in the suitability and specification of your design.

### Colour Film Designs

Using complementary films, leading and glass, your coloured glass creation is complete. Colour film is applied and bonded to the glass by the lead strips.

The swatches below show the most popular colours from the CET range.



### Bevelled Glass Options

An array of different designs and types of bevel are available from CET. Each bevel is neatly crafted, polished and then securely attached directly to the glass using optically clear bonding resin for an undetectable finish.

When inset within designs, bevels provide an added dimension, allowing natural light to move and sparkle. They are the 'crowning jewels' of any design.

### Leading

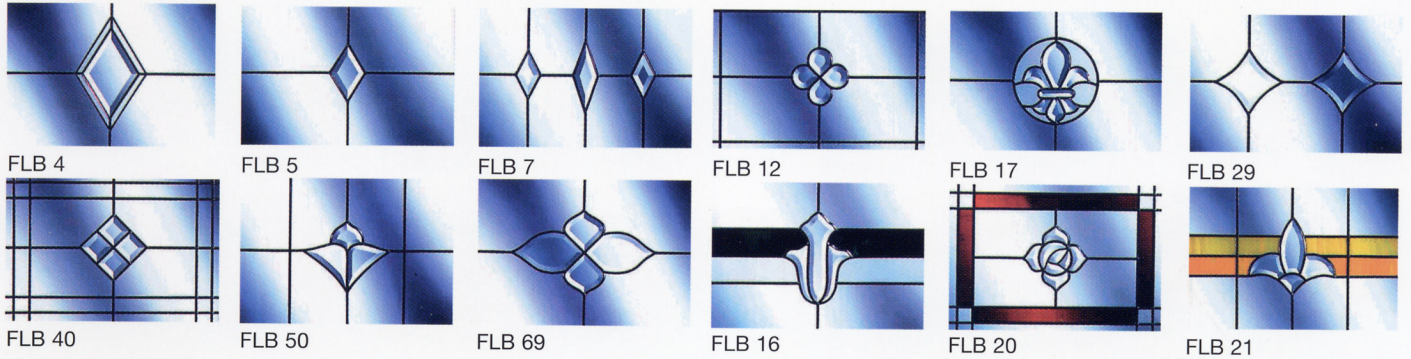
For all coloured glass and bevel fanlight designs 6mm lead strip is applied as standard. The lead is put through an 'ageing' process to create a patina. This process accelerates the ageing of the lead which will occur naturally after installation. Intricate soldering on the lead joints is carefully undertaken, adding to the authenticity and appearance of the designs.

### Windows for your home

Arguably no other feature determines the character of your home better than that of your windows, so it's only natural that you will want to make the most of them. CET's years of experience and expertise can help you make the difference to your windows. So why not choose from the elegant and stylish range available to enhance fully the character of your home.



## Leaded & Bevelled Glass Designs


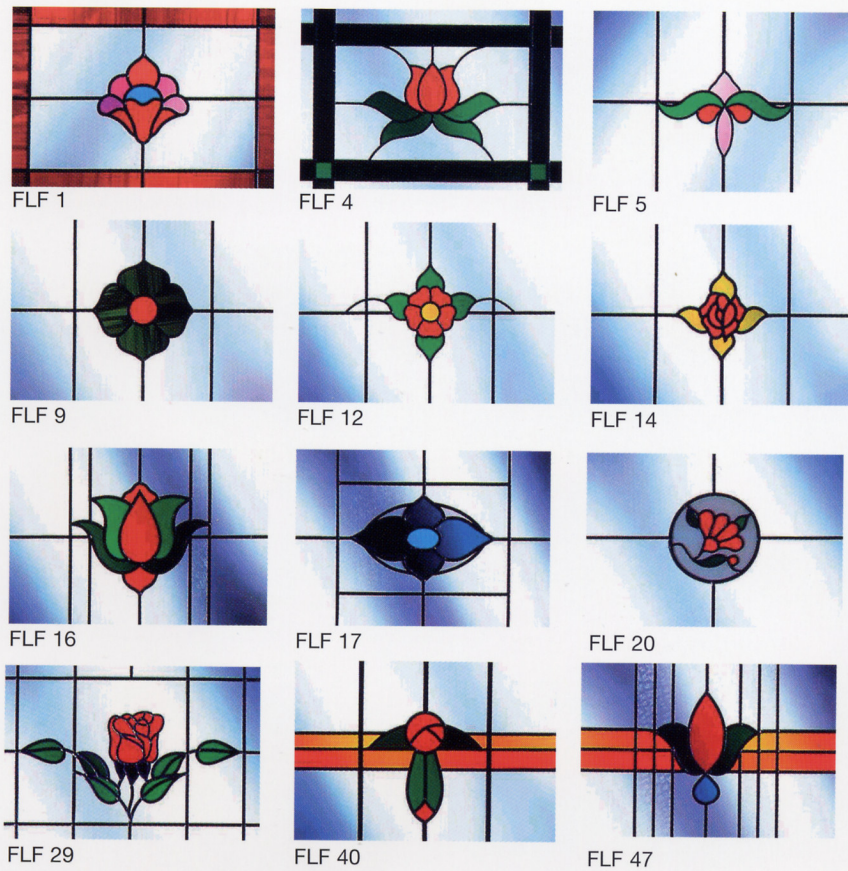


## Fanlights


Our fanlight collection combines a strong mix of both traditional and modern designs of the past and present that are sure to inspire and excite.

Our designs can be used to complement conservatories, windows, bay windows and even doors.

## Leaded & Coloured Glass Designs



## Leaded & Coloured Glass Fanlights for Bay Windows



FLF 82


FLF 83

FLF 84

FLF 83

FLF 85

## Leaded & Bevelled Glass Fanlights for Bay Windows



FLB 137


FLB 138

FLB 139

FLB 138

FLB 140

## Leaded & Bevel Door Designs



DPB 20

DPB 21

DPB 24

DPB 53

### Working to quality standards:

CET supply double glazed units to exacting quality standards. Our skilled craftsmen ensure that designs are made to your requirements to enhance the appearance and finish of your windows, doors or conservatory.

To comply with building regulations all sealed units are supplied with low E glass, either soft or hard coat options, unless requested otherwise.

From our 94,000 sq ft factory with in-house toughening facilities, we supply sealed double glazing units to match virtually any specification. Every unit is finished to a high standard and delivered to your requirements.

At CET we pride ourselves on our varied and extensive product range. We offer a range of Low E, Solar Control, Self Cleaning glasses, Leaded, Georgian and Interbar products for attractive cottage-style effects, plus Toughened and Laminated safety glasses.

**All sealed double glazed units comply with BS EN 1279 part 2 (air filled) and part 3 (argon filled) and all Toughened Glass to BS6206. All come with a standard 5 year warranty.**

**Kitemark licences :** KM07011: Sealed Units  
KM07077: Toughened Glass  
FM80764: BS EN ISO 9001: 2000  
Quality Systems

**Call 01604 596000 for a brochure or further information.**



**CET GLASS PROCESSORS (HOLDINGS) LIMITED**

Lodge Way · Lodge Farm Industrial Estate · Northampton NN5 7US · Tel: 01604 596000 · Fax: 01604 596035  
email: sales@cetglass.com · visit us on the web: www.cetglass.com