

authentic leaded

LEADED

GLASS

Leading

Lead only patterns are supplied in 9mm oval 'aged' lead as standard, although special width options in 6mm and 12mm are available on request. Each joint is carefully finished to match its surrounding lead pattern design, and if required joints can be soldered giving the designs a more authentic appearance and higher perceived value.

Lead strip is carefully and securely applied to both surfaces of the outer pane and, as standard, is 'aged' to take away its new silvery appearance. This in-house process accelerates the lead's natural oxidation process which occurs when the lead is in situ. It also provides a 'screen' to the atmosphere, allowing a more gradual oxidation. The end result is a weathered, antiqued appearance that fits comfortably within its surroundings.

The actual lead pattern is carefully drawn and laid out to ensure the perfect match with adjacent windows.

Once installed, and particularly after rainfall, the lead may exhibit a 'milking effect' (whitish residue from the lead), this is quite natural. The effect will minimise and disappear once the lead has formed its own patina. Residues can simply be removed with warm soapy water. Untreated lead will take substantially longer to form the weathered look.

Coloured leading (white and gold) are not recommended for external installation.

From our 94,000 sq ft factory with in-house toughening facilities, we supply sealed double glazing units to match virtually any specification. Every unit is finished to a high standard and delivered to your requirements.


At CET we pride ourselves on our varied and extensive product range. We offer a range of Low E, Solar Control, Self Cleaning glasses, Coloured Stained Glass and Bevelled, Georgian and Interbar products for attractive cottage-style effects, plus Toughened and Laminated safety glasses.

All sealed double glazed units comply with BS EN 1279 part 2 (air filled) and part 3 (argon filled) and all Toughened Glass to BS6206. All come with a standard 5 year warranty.

Kitemark licences : KM07011: Sealed Units
KM07077: Toughened Glass
FM80764: BS EN ISO 9001:2000
Quality Systems

Call 01604 596000 for a brochure or further information.


9mm oval -
supplied as
standard




9mm flat



6mm flat



6mm oval with
soldered joint -
special request



LEADED

GLASS

CET GLASS PROCESSORS (HOLDINGS) LIMITED

Lodge Way · Lodge Farm Industrial Estate · Northampton NN5 7US · Tel: 01604 596000 · Fax: 01604 596035
email: sales@cetglass.com · visit us on the web: www.cetglass.com

authentic leaded

LEADED

GLASS


Authentic Leaded Style Windows

An attractive and comprehensive range of traditional Leaded designs are available from the CET portfolio, which are suitable for installation covering windows, doors and conservatories.


Designed for those who are looking for character and flexibility of the leaded patterns, and to enhance the appearance of windows in your home.

Designs incorporate geometrical elements like squares and diamonds and embrace familiar period styles such as Gothic and Queen Anne. CET also offer a bespoke service for clients who are looking for exclusivity and individuality – solutions may even be a combination of any of our existing styles held in our broader range.


Some of the popular Authentic Leaded Designs



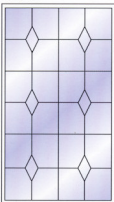
CET L1



CET L2




CET L3



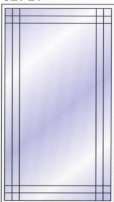
CET L4



CET L5




CET L6




CET L7



CET L8



CET L9



LEADED

GLASS